

Huizhou WinPow Electronic Co., Ltd.

惠州市威源电子有限公司



LR03 AAA Size

TECHNICAL SPECIFICATION FOR ALKALINE ZINC MANGANESE DIOXIDE BATTERY

PREPARED BY: 张伟

APPROVED BY:

A handwritten signature in blue ink, appearing to be "彭小云" (Peng Xiaoyun).

DATE: 2016-07

SPEC.NO: **WPref--03B--E**

Huizhou WinPow Electronic co.,LTD
Add: Fuling Industrial Zone 18#,Xiao jinko Town,Huizhou City,GuangDong, China
Tel: (86)752-5825298 Fax: (86)752-5805938
Http:\\ www.winpowa.com

The Manufacturer reserves the right to modify product specification and data stated herein without prior notice.

.
e.

1. Scope

This specification defines the technical requirements for LR03-plus alkaline battery.

Cross References: ATC IEC JIS GB(CHINA)

LR03 LR03 AM-4 LR03

2. Purpose

To assure that any LR03 battery manufactured or procured by WinPow will meet or exceed our customers expectations.

3. Reference Document

IEC 60086-1:2000 ...*Primary Batteries-Part1:General*

IEC 60086-2:2000 ...*Primary Batteries-Part2:Physical and Electrical Specification*

GB/T 7112-1998 ...*Zinc-Manganese Dry Batteries of R03,R1,R6,R14and R20*

Alkaline Zinc-Manganese Dry Batteries of

LR03,LR1,LR6,LR14and LR20

4. Chemical System

Alkaline Zinc-Manganese Dioxide (KOH Electrolyte)

MERCURY AND CADMIUM ARE NOT ADDED IN BATTERY

5. Nominal Voltage : 1.5volt

6. Weight : approximate 11.5 g

7. Jacket: Foil Label

8. Nominal Capacity

1100mah (Conditions: 75 Ω discharge 4hours per day at 20±2°C, end point voltage 0.9v)

9. Electrical Characteristics

	Off-load Voltage(v)	On-load Voltage(v)	Short circuit Current(A)	Acceptance Standard
Initialwithin30 days	1.58	1.45	6.0	GB2828-87 commonly I sampling AQL=0.4
After 12months	1.55	1.40	5.0	

conditions: 3.9 Ω ±0.5% load resistance, measuring time 0.3 seconds, temperature at 20±2°C, the hairspring type ampere meter with ±0.5% accuracy (0.5level) shall be used.

10. Service Time (condition: test temp. 20±2°C, tested within 30 days after delivery)

Discharge Condition			IEC Standard	Average Minimum Discharge Time	
Discharge Load	Daily Discharge time	End Point Voltage(v)		Initial within30day	After 12mth at 20±2°C
75Ω	4h	0.9	44h	70h	65h
5.1Ω	4m/h-8h/d	0.9	130min	230min	215min
20Ω	1h	0.9	10.0h	18h	16.5h
3.6Ω	15sec/min	0.9	350cycles	600cycles	530cycles
3.9Ω	24h	0.9	/	140min	126min

Satisfaction standard: 9 pieces of battery will be tested for each discharging standard.

The result of the average discharging time from each discharging standard shall be equal to or more than the average minimum time requirement.

11. Electrolyte Leakage Proof Characteristics

Item	Condition	Period	Characteristics	Acceptance standard
Over-discharge leakage test	20Ω continuous discharge at temp. 20±2°C, Relative Humidity: 60±15%RH	48hours	There shall be no deformation exceeding the specified dimensions, nor leakage recognized by human eye	N=9 Ac=0 Re=1
High temp. storage leakage test	At temp. 45±2°C, Relative Humidity: Less than 65% RH	90days		N=40 Ac=1 Re=2
	At temp. 60±2°C Relative Humidity: 90±5%RH	20 days		

12. Safety Characteristics

Item	Condition	Period	Characteristics	Acceptance standard
Short circuit test characteristics	Temp.: 20±2°C	24hours	There shall be no explosion * of battery	N=5 Ac=0 Re=1
Abusive test characteristics	At temp. 20±2°C, short circuit 4 pieces of battery in series, one of the 4 battery has to be connected with its polarity reversed	24hours		N=20 Ac=0 Re=1

* An instantaneous release wherein solid matter from any part of the battery is propelled to a distance greater than 25 cm away from the battery.

13. Caution for Use

- (1) Since the battery is not manufactured for recharging, there are risks of electrolyte leakage or causing damage to the device if the battery is charged.
- (2) The battery shall be installed with its “+” and “-” in correct position.
- (3) Short-circuiting, heating, disposing of into fire and disassembling the battery are prohibited.
- (4) Avoid using old and new batteries together.

14. Shelf Life

5 years after delivery under proper storage condition.

15. Discharge Curves

- a. 20Ω-24h/d 10Ω-1h/d(**Page 3**)
- b. 75Ω-4h/d 5.1Ω-4m/h-8h/d(**Page 4**)

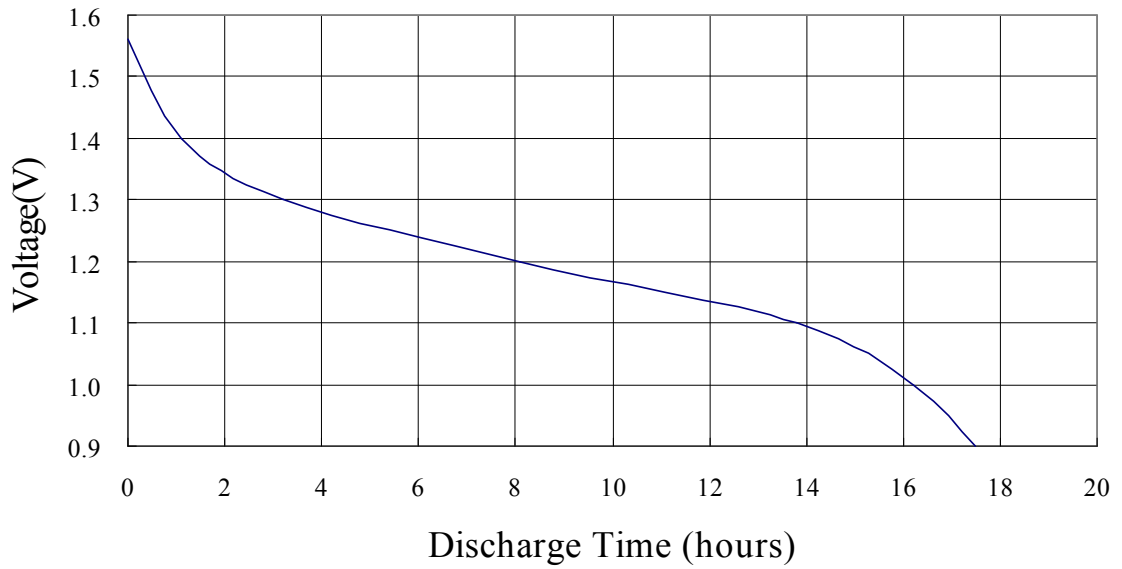
16. Expiry Period Marking:

- a. Production date and shelf life 3 years marked on the finished cell.
- b. For private, can mark according to customer's requirements.

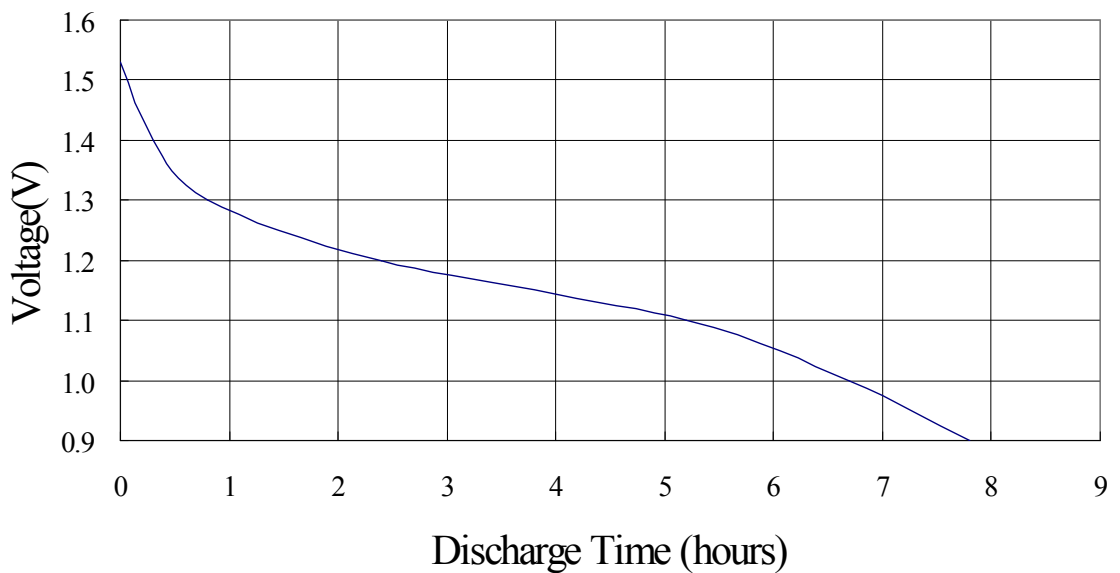
17. Battery Dimension(mm) Page 5

18. Battery Structure Page 5

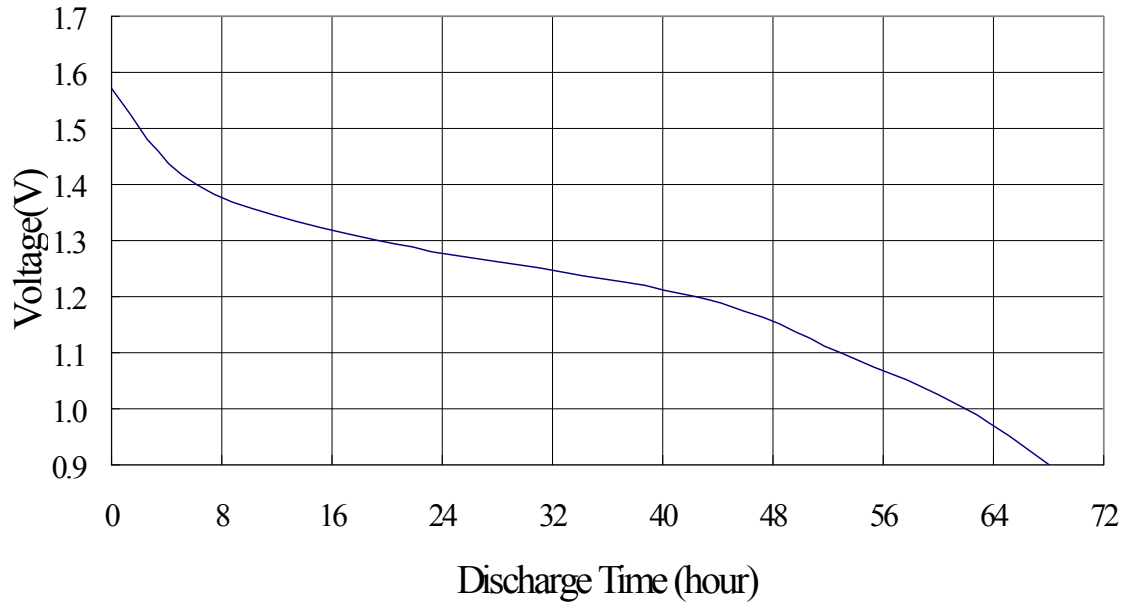
20 Ω Continuous Discharge Curve



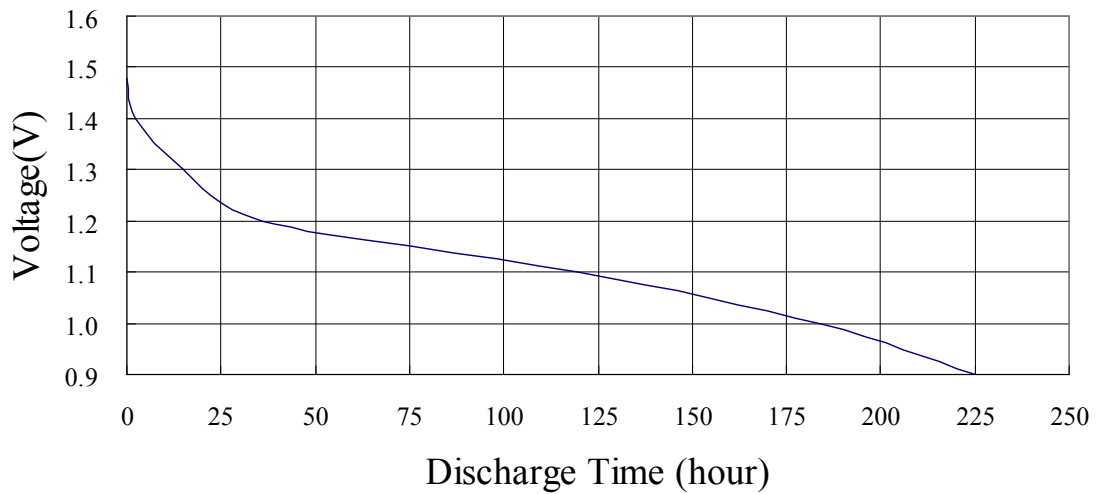
10 Ω 1hour/day Discharge Curve



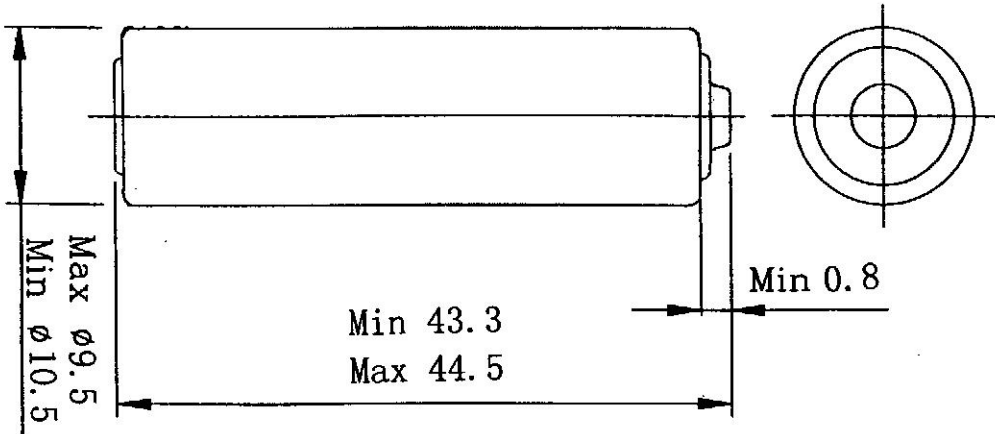
75 Ω 4hour/day Discharge Curve



5.1 Ω 4m/h-8h/day Discharge Curve



BATTERY DIMENSION



BATTERY STRUCTURE

